

# Monthly Status Report

---

Reporting Period: July 2025

# 1. Introduction

## 1.1. Project Overview

The Steveston Interchange Project (the Project) is a component of the Highway 99 Tunnel Program and is being delivered in advance of the new immersed tube tunnel project.

The Project will address many of the safety, congestion, and mobility challenges at the interchange for all modes of travel by:

- Upgrading the interchange to be consistent with modern design standards.
- Reducing vehicle queues for northbound off-ramp traffic and transit to Steveston.
- Improving mobility for east-west traffic on Steveston Highway.
- Improving transit operations at the interchange.
- Providing new separated cycling and pedestrian connections along Steveston Highway across Highway 99.

The Project will replace the existing two-lane overpass structure at Steveston Highway and Highway 99 with a new five-lane structure that accommodates two eastbound lanes and three westbound lanes (including a left turn lane). The Project will also include new pedestrian and cycling infrastructure, as well as improved connections to and from the overpass.

The replacement overpass is designed to integrate with the new eight-lane immersed tube tunnel replacing the existing George Massey Tunnel along Highway 99.

Additional information and updates about the Steveston Interchange Project can be found on the Highway 99 Tunnel Program website: <https://www.highway99tunnel.ca/project-overview>.

## 1.2. Project Delivery

Transportation Investment Corporation, a Provincial Crown Corporation, is delivering and overseeing the Project on behalf of the Ministry of Transportation and Infrastructure and the B.C. Transportation Financing Authority. The estimated cost of the Project including planning, construction, and financing during construction is \$87.5 million. The Project is being delivered through a Design-Build (DB) contract model and is currently in the implementation phase. Flatiron Constructors Canada Limited, comprised of Flatiron Constructors Canada Limited and Urban Systems Ltd., was selected as the Design-Builder on April 12, 2022. Construction on the Project began in 2022 and is expected to be completed in fall 2025.

## 1.3. Project Goals

- Support sustainability of Fraser River communities.
- Facilitate increased share of sustainable modes of transportation.
- Enhance regional goods movement and commerce.
- Support a healthy environment.

## 2. Project Dashboard

Objectives			Project Status	Comments
Project Delivery	Scope	Project delivered within approved scope.	●	<ul style="list-style-type: none"> <li>– The Project will replace the existing two-lane overpass structure at Steveston Highway and Highway 99 with a new five-lane structure that accommodates two eastbound lanes and three westbound lanes (including a left turn lane) and new separated pedestrian and cyclist infrastructure, as well as improved connections to and from the overpass.</li> <li>– The Project is within the approved scope.</li> </ul>
	Schedule	Project delivered within the approved schedule.	●	<ul style="list-style-type: none"> <li>– The Project is on schedule for the new interchange to be operational in fall 2025.</li> <li>– Schedule risks are being monitored.</li> </ul>
	Budget	Project delivered within approved budget of \$87.5 million.	●	<ul style="list-style-type: none"> <li>– Project spending for the month of July was \$1.9million.</li> <li>– Total Project spending to date is \$55.3 million.</li> </ul>
	Safety	Ensure that Project work is performed safely, in compliance with all applicable safety regulations, and in accordance with government policy.	●	<ul style="list-style-type: none"> <li>– Monitored the implementation of the Design-Builder's health and safety program and performed spot audits and joint site inspections with the Design-Builder.</li> <li>– Reviewed safety documentation within methodology statements.</li> <li>– There has been zero (0) lost time injuries on the Project to date.</li> <li>– Lost Time Injury Frequency Rate (LTIFR) for the Project is zero (0), which is less than the WorkSafeBC 2023 rate of 2.4* for Heavy Construction and less than 1.7* for bridge, overpass, or viaduct construction or repair.</li> </ul> <p><i>*Injury rate data reflects Large Employer 100+ Person Years employer size.</i></p>
	Quality	Maintain an effective Quality Management System.	●	<ul style="list-style-type: none"> <li>– Continued review of quality documentation, including turnover packages as part of the Project close-out process, work methods statements, inspection and test plans, various quality plans, quality procedures, methodology statements, and correlated check-sheets.</li> <li>– Continued monitoring of the Design-Builder's quality management system, including quality records, test reports, audit reports, nonconformity reports/log, and opportunity for improvement log.</li> <li>– Continued site surveillance, monitoring, and quality audits of the Design-Builder's field construction activities.</li> </ul>

				<ul style="list-style-type: none"> <li>– Continued monitoring of the Design-Builder's site surveillance audits.</li> </ul>
	Environmental	Ensure Project work is performed in an environmentally responsible manner.	●	<ul style="list-style-type: none"> <li>– The necessary permits and authorizations are in place for the Project as listed in Section 3: Project Documents and Achievements to Date. Any additional regulatory authorizations will be obtained as required.</li> </ul>
	Design and Construction	Development of a reference concept, technical requirements/specifications, and related technical studies for the Project and manage activities on-site.	●	<ul style="list-style-type: none"> <li>– The Project design has been finalized by the Design-Builder.</li> <li>– Continued Technical Working Group meetings to discuss design-related topics.</li> <li>– Continued weekly Construction Working Group meetings between the Province and the Design-Builder.</li> </ul>
	Labour Model	Successfully implement the Special Project Needs Agreement (SPNA).	●	<ul style="list-style-type: none"> <li>– The Design-Builder and its sub-contractors are required to carry out the Project in accordance with the SPNA.</li> <li>– Apprenticeship, trainee, and equity targets are included in the Design-Build Agreement (DBA), with incentive payments for exceeding the targets.</li> <li>– The Design-Builder's Community Benefits Plan is in place and quarterly reporting is provided.</li> </ul>
Partners/Stakeholders	First Nations	Continue to build and maintain positive collaborative working relationships with First Nations.	●	<ul style="list-style-type: none"> <li>– Continued consultation and engagement with First Nations on permitting, environmental plans, economic development opportunities, cultural awareness and recognition, and construction monitoring.</li> <li>– The Design-Builder reports that targets for Indigenous contracting opportunities have been met.</li> </ul>
	Third Parties	Continue to build and maintain positive relationships and collaborate on Project requirements with the City of Richmond (the City) and owners of interfacing infrastructure.	●	<ul style="list-style-type: none"> <li>– Continued bi-weekly meetings with the City of Richmond on Project activities.</li> <li>– Continued bi-weekly meetings with TransLink and the Coast Mountain Bus Company.</li> </ul>
	Public and Stakeholder Engagement	Continue to build and maintain positive relationships with the community and other stakeholders.	●	<ul style="list-style-type: none"> <li>– Continued to provide information to community organizations, businesses, and residents that are in close proximity to the Project.</li> </ul>

Status	Description
●	Managing critical issues, negotiating resolution; action required immediately
●	Managing some issues, negotiating resolution; action required in the near term
●	Managing day-to-day operations

### 3. Project Documents and Achievements to Date

Project Delivery	Project Planning and Development	<ul style="list-style-type: none"> <li>– GMC Business Case (April 2021)</li> <li>– Cost Report (April 2021)</li> <li>– GMC Relationship Review Process Description (April 2021)</li> <li>– Request for Qualifications Issued (June 2021) and Closed (August 2021)</li> <li>– Request for Proposals Issued (September 2021)</li> <li>– Executed Design-Build Agreement (April 2022)</li> </ul>
	Environmental	<ul style="list-style-type: none"> <li>– Agricultural Land Commission (ALC) Approval (October 2021)</li> <li>– Fisheries and Oceans Canada (DFO) – Letter of Advice (October 2021)</li> <li>– Heritage Conservation Act (HCA) – Inspection Permit (November 2021)</li> <li>– City of Richmond Watercourse Crossing Permit (September 2023)</li> <li>– City of Richmond Non-Stormwater Discharge Permit (August 2024)</li> <li>– City of Richmond Tree Removal Permit (March 2025)</li> <li>– Water Sustainability Act (WSA) - Section 11 Amendment (December 2024)</li> <li>– Water Sustainability Act (WSA) - Section 10 Short Term Water Use Approval (December 2024)</li> </ul>
	Design and Construction	<ul style="list-style-type: none"> <li>– Reference Concept Design developed (August 2021)</li> <li>– Construction began (July 2022)</li> <li>– Final design completed (June 2023)</li> <li>– Phase 1 structure complete (January 2025)</li> <li>– Existing structure dismantled (February 2025)</li> </ul>
	Labour	<ul style="list-style-type: none"> <li>– Special Project Needs Agreement (SPNA) (June 2021)</li> </ul>
Partners / Stakeholders	First Nations	<ul style="list-style-type: none"> <li>– Ongoing engagement and consultation</li> <li>– Design-Builder reports that Indigenous contracting requirements have been met.</li> </ul>
	Third Parties	<ul style="list-style-type: none"> <li>– BC Hydro Protocol Agreement (December 2018)</li> <li>– City of Richmond Municipal Agreement (August 2022)</li> </ul>
	Public and Stakeholder Engagement	<ul style="list-style-type: none"> <li>– Presentations to various stakeholders (2021 – ongoing)</li> </ul>

## 4. Monthly Highlights and Three Month Lookahead

### 4.1. Safety

<b>Scope:</b>	<ul style="list-style-type: none"> <li>– Manage Project Occupational Health and Safety (OH&amp;S) activities using a collaborative and proactive management approach with all principal stakeholders.</li> <li>– Monitor relevant OH&amp;S performance metrics by setting measurable targets and objectives in the form of key performance leading and lagging indicators.</li> <li>– Ensure the Project complies with relevant Federal and Provincial Acts and Regulations and Municipal codes and by-laws, as well as applicable best industry practice guidelines.</li> <li>– Outline relevant health and safety management processes and activities to ensure the health and safety of the workforce and the public is always safeguarded.</li> </ul>
<b>Monthly Highlights:</b>	<ul style="list-style-type: none"> <li>– The Lost Time Injury Frequency Rate (LTIFR) for the Project is zero (0), which is less than the WorkSafeBC 2023 rate of 2.4* for heavy construction and less than 1.7* for bridge, overpass, or viaduct construction or repair. <i>*Injury rate data reflects Large Employer 100+ Person Years employer size.</i></li> <li>– Continued site safety monitoring of Project activities.</li> <li>– Reviewed documents and statistics submitted by the Design-Builder.</li> <li>– Conducted a spot audit on rigging operations.</li> </ul>
<b>Three Month Lookahead:</b>	<ul style="list-style-type: none"> <li>– Review Design-Builder's submitted documentation and monthly statistics.</li> <li>– Continue to inspect and monitor construction activities of the Design-Builder.</li> <li>– Continue spot audits of relevant Design-Builder activities.</li> </ul>

### 4.2. Quality

<b>Scope:</b>	<ul style="list-style-type: none"> <li>– Monitor the Design-Builder's Project Quality Management System performance.</li> <li>– Monitor the Design-Builder's on-site and off-site construction activities, including Quality Assurance and Quality Control inspections and testing.</li> <li>– Monitor the Design-Builder's independent audits, internal and external audits, and participate in the Design-Builder's audits as an observer.</li> <li>– Conduct Quality Management System and site surveillance audits.</li> <li>– Monitor the Design-Builder's Nonconformity Tracking System, Nonconformity Reports, including Corrective Actions, and Opportunity for Improvement Log.</li> <li>– Review the Design-Builder's quality documentation, including inspection and test plans, correlated check-sheets, other quality plans, and work method statements.</li> <li>– Lead internal quality meetings and attend quality-related Project team and Design-Builder meetings.</li> <li>– Monitor the Design-Builder's quality control and quality assurance activities.</li> <li>– Review Design-Builder's turnover documentation as part of the Project close-out process.</li> </ul>
<b>Monthly Highlights:</b>	<ul style="list-style-type: none"> <li>– Reviewed the Design-Builder's quality documentation, including various quality plans and procedures, materials documentation third-party reports, and correlated quality items in work method statements.</li> <li>– Reviewed the Design-Builder's quality turnover packages as part of the Project close-out process.</li> <li>– Reviewed the Design-Builder's quality documentation for completed works.</li> <li>– Continued quality monitoring of construction activities, including: <ul style="list-style-type: none"> <li>○ Embankment construction</li> </ul> </li> </ul>

	<ul style="list-style-type: none"> <li>○ Top soil placement</li> <li>○ Abutment cap and pier cap construction (including reinforcing steel, concrete pour and concrete curing)</li> <li>○ Subbase and base placement, and asphalt paving</li> <li>○ Concrete sidewalk construction, including concrete curing</li> <li>○ Drainage works</li> </ul> <ul style="list-style-type: none"> <li>– Three (3) new Non-Conformity Reports (NCRs) were issued this month related to construction activities and submission timelines. To date, a total of 66 NCRs have been issued — five (5) open and 61 closed.</li> </ul>
<b>Three Month Lookahead:</b>	<ul style="list-style-type: none"> <li>– Continue to review the Design-Builder's quality documentation (i.e., quality plans, inspection and testing plans and checklists) for upcoming work.</li> <li>– Continue to review the Design-Builder's quality turnover packages as part of the Project close-out process.</li> <li>– Monitor and conduct site surveillance of construction activities.</li> <li>– Conduct a site surveillance audit of the superstructure, including the bridge deck, diaphragms, and approach slabs.</li> <li>– Monitor the Design-Builder's schedule of internal and external audits, including audit reports, and participate in audits as an observer.</li> <li>– Monitor the Design-Builder's Non-Conformity Report tracking system, non-conformity reports, and Opportunities for Improvement Log.</li> </ul>

### 4.3. Environmental

<b>Scope:</b>	<ul style="list-style-type: none"> <li>– Manage follow-up and compliance actions required under relevant environmental regulations and permits.</li> <li>– Liaise with regulators and stakeholders on matters related to the Project commitments made through the environmental and public engagement processes.</li> <li>– Manage outstanding environmental permits and associated environmental studies, monitoring, and compliance processes.</li> </ul>
<b>Monthly Highlights:</b>	<ul style="list-style-type: none"> <li>– Reviewed the Design-Builder's monthly and weekly environmental reports.</li> <li>– Reviewed the surface water quality monitoring data from the Design-Builder and the Independent Environmental Monitor (IEM).</li> <li>– Identified an abandoned beaver dam structure and discussed monitoring arrangements with the Design-Builder and the IEM.</li> <li>– Continued to review permit and Project close-out requirements with the Design-Builder.</li> </ul>
<b>Three Month Lookahead:</b>	<ul style="list-style-type: none"> <li>– Continue to monitor and support archaeological spot-monitoring events.</li> <li>– Review the updated Vegetation Removal and Revegetation Environmental Work Plan.</li> <li>– Continue to review permit and Project closeout conditions with the Design-Builder.</li> <li>– Discuss permit closeout conditions with regulators.</li> <li>– Review the IEM's annual report.</li> <li>– Continue to monitor and review the effectiveness of the recycled concrete aggregate material mitigation.</li> <li>– Continue to monitor and provide input to the Design-Builder on rain and water management.</li> </ul>

## 4.4. Design and Construction

<b>Scope:</b>	<ul style="list-style-type: none"> <li>– Provide technical advice to the Project Team on a broad range of Project issues, and inputs into the Design-Build Agreement (DBA).</li> <li>– Oversee compliance with the design and construction requirements of the DBA, including undertaking reviews and audits, on-site monitoring, and other engagement with the Design-Builder.</li> </ul>
<b>Monthly Highlights:</b>	<ul style="list-style-type: none"> <li>– Participated in weekly Technical Working Group and Construction Working Group meetings with the Design-Builder to progress design and construction items.</li> <li>– Reviewed the Design-Builder's updated design submittals, including: <ul style="list-style-type: none"> <li>○ Flatworks curing compound variance request</li> <li>○ Phase 2 main-span girder erection plan</li> <li>○ Keyway mix design variance request</li> </ul> </li> <li>– Reviewed the Design-Builder's updated construction plans, including: <ul style="list-style-type: none"> <li>○ East intersection traffic control plans</li> <li>○ West intersection traffic control plans</li> </ul> </li> <li>– Monitored the Design-Builder's on-site construction activities, including: <ul style="list-style-type: none"> <li>○ Phase 2 main-span and end-span girder erection</li> <li>○ Phase 2 stone column installation in the southwest quadrant</li> <li>○ Phase 2 concrete pour for pier and abutment caps in southwest and southeast quadrants</li> <li>○ Steveston eastbound sidewalk placement near the west intersection</li> <li>○ Phase 2 east approach fine grading</li> <li>○ Vegetative retaining wall construction in the southeast quadrant</li> <li>○ Settlement and vibration monitoring and surveying</li> </ul> </li> </ul>
<b>Three Month Lookahead:</b>	<ul style="list-style-type: none"> <li>– Monitor the Design-Builder's on-site construction activities, including: <ul style="list-style-type: none"> <li>○ Phase 2 Mechanically Stabilized Earth (MSE) wall construction in southwest quadrant</li> <li>○ Phase 2 wingwall and diaphragm construction</li> <li>○ Phase 2 approach slab construction</li> <li>○ Phase 2 concrete deck construction</li> <li>○ Asphalt paving at intersections and ramps</li> <li>○ Full-depth reconstruction of the southbound on-ramp</li> </ul> </li> </ul>

## 4.5. First Nations

<b>Scope:</b>	<ul style="list-style-type: none"> <li>– Consultation and engagement with First Nations on the design, Project logistics, permitting, environmental plans, economic development opportunities, cultural awareness and recognition, and construction and archaeological monitoring.</li> </ul>
<b>Monthly Highlights:</b>	<ul style="list-style-type: none"> <li>– Continued discussions with First Nations to support Project activities.</li> <li>– Continued to facilitate site visit opportunities for First Nations. Recurring site visits have been scheduled for the first Thursday of each month.</li> </ul>
<b>Three Month Lookahead:</b>	<ul style="list-style-type: none"> <li>– Coordinate additional site visits with interested First Nations.</li> <li>– Facilitate further discussions between the Design-Builder and First Nations, as needed.</li> <li>– Identify environmental monitoring opportunities for First Nations, including fish salvage opportunities</li> <li>– Begin Project close-out process with First Nations.</li> <li>– Continue implementation of the Cultural Recognition Program.</li> </ul>



## 4.6. Third Parties

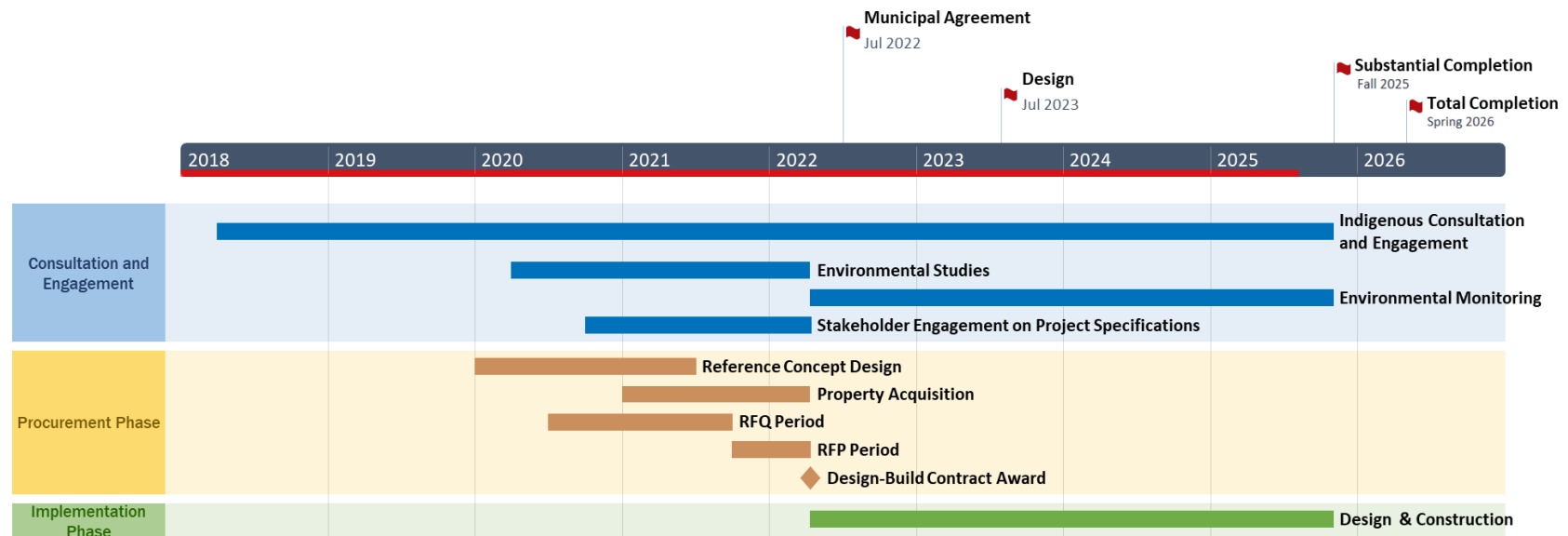
<b>Scope:</b>	<ul style="list-style-type: none"> <li>– Project-specific Municipal Agreement (MA) with the City of Richmond.</li> <li>– Engagement with the City and TransLink on construction impacts, stakeholder concerns, and other inputs to the Project.</li> </ul>
<b>Monthly Highlights:</b>	<ul style="list-style-type: none"> <li>– City of Richmond: <ul style="list-style-type: none"> <li>○ Continued bi-weekly meetings between the Project Team, the Design-Builder, and City of Richmond staff.</li> <li>○ Coordinated traffic impacts and communication approaches related to upcoming construction activities, including review of traffic control plans and construction activities within City jurisdiction.</li> <li>○ Coordinated construction activities within City jurisdiction or related to City infrastructure.</li> <li>○ Completed coordination between the Project Team, the Design-Builder, and City of Richmond staff related to the formal handover of the watermain and other drainage infrastructure to the City of Richmond, as per the Municipal Agreement.</li> </ul> </li> <li>– TransLink and Coast Mountain Bus Company (CMBC): <ul style="list-style-type: none"> <li>○ Continued bi-weekly meetings between the Project Team, the Design-Builder, TransLink, and CMBC.</li> <li>○ Coordinated traffic impacts and temporary relocations of bus stops related to upcoming construction activities.</li> </ul> </li> </ul>
<b>Three Month Lookahead:</b>	<ul style="list-style-type: none"> <li>– Facilitate reviews of the Design-Builder submittals and design packages by the City of Richmond and TransLink.</li> <li>– Continue to support the Design-Builder in obtaining any relevant permits for upcoming work.</li> <li>– Coordinate upcoming traffic impacts with the City of Richmond, TransLink, and other stakeholders.</li> </ul>

## 4.7. Public and Stakeholder Engagement

<b>Scope:</b>	<ul style="list-style-type: none"> <li>– Overseeing and managing ongoing communications and engagement with the public and stakeholders.</li> <li>– Development and implementation of communication strategies.</li> <li>– Creation of compelling content and messaging, and the cultivation of relationships with key stakeholders.</li> </ul>
<b>Monthly Highlights:</b>	<ul style="list-style-type: none"> <li>– Conducted weekly meetings with the Design-Builder to assess potential public impacts and review proposed communication approaches.</li> <li>– Prepared construction notices, newsletters, and handouts related to traffic impacts on Steveston Highway and Highway 99.</li> </ul>
<b>Three Month Lookahead:</b>	<ul style="list-style-type: none"> <li>– Prepare and distribute construction notices related to traffic impacts on Steveston Highway and Highway 99.</li> <li>– Provide Project updates on construction activities to residents and stakeholders located near the Project site.</li> <li>– Continue to respond to public inquiries related to construction activities and impacts.</li> <li>– Hold a Traffic Advisory Committee meeting to provide an update on construction activities and upcoming traffic impacts to key stakeholders.</li> </ul>

## 5. Schedule

The following schedule depicts deliverables, milestones and associated dates and timelines for the implementation phase of the Project, as well as anticipated construction timelines.



## 6. Project Photos




Figure 1: Heavy-lift cranes maneuver a Phase 2 main-span girder into place.




Figure 2: Crews hoisting a Phase 2 end-span girder into position.




Figure 3: Concrete being poured for the sidewalk on Steveston Highway, west of Highway 99.